



**User Instructions for  
Harkie Alloy Orange-O Karabiner  
(H2415)  
According to  
EN362:2004/B & EN12275:2013/B**

-----  
You have decided to buy a Harkie quality product crafted from 7075 Aluminium. Please read these instructions carefully. If you have any further questions, please contact Harkie or the shop where you purchased your equipment. Instruction for use and maintenance of connector with automatic closing or with manual screw closing.

**Adhere strictly to the following Advice and recommendations:**

- 1.This equipment should be used only by trained and competent persons or the user should be under the direct supervision of a trained and competent person.
- 2.The activity for which these products may be used, is inherently dangerous. The consequences of incorrect selection, use or maintenance of equipment could result in damage, serious injury or death.
- 3.It is user's responsibility at all time to ensure that he/she understand the correct and safe use of any equipment supplied by or through Harkie, uses it only for the purposes for which is designed and practices all proper safety procedures. It should not be used outside its limitations, or for any purpose other than for which it is intended.
- 4.The manufacturer or supplier will not accept any responsibility for damage, injury or death resulting from misuse.

Note: the present instructions concern only the following listed models: screw locking, automatic locking, triple locking.

**Use:**  
The connectors concerned in this instruction are the protection device to be integrated in the individual protection system for the prevention of falls. I.e. harnesses and ropes. The product should only be used as instructed and no alterations to it should be made. It may be used in conjunction with any appropriate

equipment of suitable specification with due consideration to the limitations of each individual piece, it is the users responsibility to ensure compatibility, for example harnesses to EN358/EN813, ropes to EN1891, work positioning lanyards to EN358, pulleys to EN12278.

The user must always remain below the anchoring points. The anchoring point must have a minimum strength of 15kN. The clearance under the user must be sufficient to prevent him / her from striking an obstacle in case of a fall (the length of the connector can influence the height of a fall). When connecting to an anchor, harness, or any other device the gate must be fully closed and in the locked position. When attaching to a harness ensure you follow the instructions of the harness manufacturer to ensure the correct attachment point is used. Where possible this product should be treated as personal protective equipment. The minimum strength of the product covered by this manual when type tested new is in accordance with the EN standard(s) applicable. Make sure that the various pieces of equipment in the system are correctly positioned with respect to each other. For connectors with a self-closing gate it is recommended that they should only be used where the user does not have to attach and remove the connector frequently. Care should be taken to avoid loading a connector across its gate. The connector must never be opened when under load. A Declaration of Conformity will be supplied upon delivery of the product.

**Precautions:**  
-Users must be medically fit for activities at height. WARNING inert suspension in a harness can result in serious injury or death.  
-You must have a rescue plan and the means to rapidly implement it in case of difficulties encountered while using this equipment. This implies an adequate training in the necessary rescue techniques.  
-The instructions for use must be provided to users of this equipment. If the equipment is re-sold outside of the original country of destination the reseller shall provide these instructions in the language of the country in which the product is to be sold.  
-You must check to ensure that the product markings remain legible during the lifetime of the product.  
-You must be aware that dangers may arise by the use of combinations of items of equipment in

which the safe function of any one item is affected by or interferes with the safe function of another.

-A full body harness is the only acceptable body holding device that can be used in a fall arrest system.

-Users must be aware that hazards may arise that can affect the performance of this equipment and corresponding safety precautions are to be observed. Examples of such hazards can include, but are not limited to, extreme temperatures, trailing or looping of lanyards or lifelines over sharp edges, chemical reagents, electrical conductivity, cutting, abrasion, climatic exposure, pendulum falls.

-Users must be aware that some situations may reduce the strength of the connector (e.g. connecting to a wide strap).

**Falls:**  
Be aware that any product in the safety system can be damage in a fall, should this equipment be used to arrest a fall it should be removed immediately from use.

**Inspections:**  
Immediately before use, the user should make a visual inspection of the equipment to ensure that it is in a serviceable condition. If any part of the equipment appears to be suffering from any defects, wear corrosion or contamination by chemicals, it should be withdrawn from service. The user's life depends on it.

**Modifications / Repair:**  
Any modification, addition to, or repair of the equipment other than that authorized by Harkie is prohibited due to the risk of reducing the safety and effectiveness of the equipment.

**Chemicals:**  
Avoid all contact with chemical reagents, which could affect the performance of the product.

**Cleaning:**  
Wash in warm water of domestic supply quality (maximum temperature 20°C) and dry naturally in a warm room away from direct heat.

**Lubrication:**  
Lubricate the gate mechanism with a silicone-based lubricant. This should be carried out after clearing. Cleaning and lubrication are recommended after every use in marine environment.

**Disinfection:**  
Disinfect using a disinfectant containing quaternary ammonium compounds reinforced with chlorhexidine (e.g. Savlon) in sufficient quantities to be effective. Soak the product for 1 hour at

dilutions recommended for general use using clean water not exceeding 20c then rinse thoroughly.


**Maintenance / Servicing:**  
In addition to the normal inspection required before use. It is important to regularly inspect the condition of the product and its connections with other equipment in the system. Harkie recommend that a qualified person (i.e. LOLER inspector) should check the equipment thoroughly every 6 months. Any item showing any defect should be withdrawn from service immediately.

During the examination, pay particular attention to: Metal parts: general wear, corrosion, gate malfunction, chemical contamination, mechanical deformation /distortion.

**Storage:**  
Store unpacked in a cool, dry, dark place away from excessive heat or heat sources, high humidity, sharp edges, corrosives or other possible causes of damage. Do not store wet.

**Obsolescence:**  
The lifetime of the product is unlimited, unless any defect appears. Please note that factors such as the followings, will reduce the safe working life: intensive use, damage to components of the product, general wear, corrosion, gate malfunction, contact with chemical substances, tears and abrasions, violent impacts, contamination, mechanical deformation /distortion, high impact load, high temperatures, prolonged exposure to UV light including sunlight, abrasion, cuts, or failure to maintain as recommended when suspect that the product is no more safety and reliable, please contact Harkie or the distributor immediately, before taking actions making the solution worse.

**Transportation:**  
Care should be taken to protect the equipment against risks such as those detailed.

 **Book Pictogram:** Reminder that the end user should read and understand these instructions and those supplied with other items of PPE which may be used in conjunction with this item.



**Markings:**  
**CE** means to comply with the PPE directive.  
**CE2777.** Body controlling the



manufacture of this PPE  
**EN362:2004/B.** This is the European standard for connector used in industry. The B on the end stands for Basic Connector.  
**EN12275:2013/B.** This is the European standard for connector used in mountaineering. The B on the end stands for Basic Connector.


**20/0001.** The first two numbers are the year of manufacture, the next four are a unique serial number.

 is a registered brand name of  
**Harkie Global Ltd  
Cherryholt Road  
Stamford  
PE9 2EP  
England  
Tel: +44 1780 433150  
[www.harkie.co.uk](http://www.harkie.co.uk)**

The symbols below on the karabiners are breaking strengths marked with the kN rating.

**EN362:2004/B:**  
 Breaking strength main axis gate closed: 20kN  
 Breaking strength minor axis: 7kN  
Gate Opening: 19mm

**EN12275:2013/B:**  
 Breaking strength main axis gate closed: 20kN  
 Breaking strength main Axis gate opened: 7kN

 Breaking strength minor Axis: 7kN

**CE certifying body: CE2777  
SATRA Technology Europe Ltd,  
Bracetown Business Park  
Clonee  
D15 YN2P  
Ireland**

